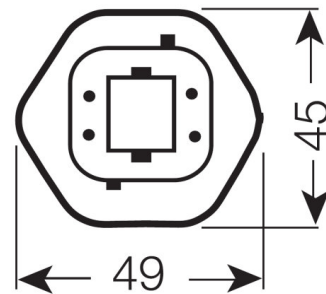


















DULUX T/E CONSTANT 26 W/830



Codice prodotto 4050300425467

	GX24q-3
	128,0 mm
	12,0 mm
	-
W	26,00 W
lm	1800 lm
	-
	-
	1800 lm
	1800 lm
cd	-
K	3000 K
COLOUR	LUMILUX Warm White
R_a	≥80
t [h]	20000 h
	Si
V	-
Hz	-

	-
	-
	-
	-
	-
Hg	2,0 mg
	A
	30 kWh/1000h

