

PRODUCT DATASHEET

DP MAX 1500 S 52W 840 XW IP69

DAMP PROOF MAX | Tubular damp-proof luminaires with extra high IP and IK protection



Areas of application

- Food industry
- Open car parks and underpasses
- Car wash facilities
- Outdoor applications
- Industrial and storage facilities
- Workshops, assembly lines
- Passages, underpasses
- Parking garages

Product benefits

- Uniform light distribution
- Flexible application through a wide range of beam angles
- Versatile applications due to resistance to many chemicals and UV light
- Easy to clean, even at high temperatures with a high-pressure cleaner
- Energy savings up to 68 % (compared to luminaires that use fluorescent lamps)
- Low flicker ≤ 5 %

Product features

- High luminous efficacy: up to 158 lm/W
- Lifetime (L80/B50): up to 100,000 h (at 35 °C)
- Type of protection: IP66, IP69 (80 °C)
- Impact resistance: IK10
- Ammonia resistant
- UV-resistant PMMA diffuser
- Compatible to Zhaga Book 7 LED light sources



TECHNICAL DATA

Electrical data

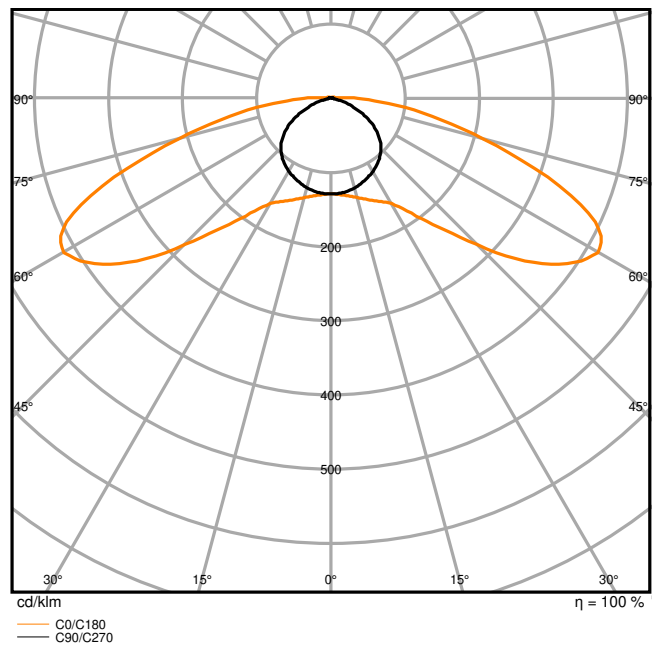
Nominal wattage	52.00 W
Nominal voltage	220...240 V
Mains frequency	0/50/60 Hz
Nominal current	226.000 mA
Inrush current	4 A
Inrush current time T_{h50}	1300 μ s
Max. number of luminaires per miniature circuit breaker B16	36
Max. number of luminaires per miniature circuit breaker C10	36
Max. number of luminaires per miniature circuit breaker C16	60
Power factor λ	0.96
Total harmonic distortion	12 %
Protection class	I
Surge capability (L-N)	4 kV
Surge capability (L/N-Ground)	4 kV
Operating mode	Integrated LED driver

Photometrical data

Luminous flux	7700 lm
Total luminous flux of contained light sources	8500 lm
Luminous efficacy	148 lm/W
Color temperature	4000 K
Light color (designation)	Cool White
Color rendering index Ra	> 80
Standard deviation of color matching	3 sdc _m
Low flicker	Yes
Flickering metric (Pst LM)	≤1
Stroboscope effect metric (SVM)	≤ 0.4
Photobiological safety group acc. to EN62778	RG1
Beam angle	172 x 117 °
UGR	< 31

0.5	1.63 3.81	E(0°) E(C90) E(C0)	58.4° 75.3°	3964 286 105
1.0	3.25 7.62	E(0°) E(C90) E(C0)	58.4° 75.3°	991 72 26
1.5	4.88 11.44	E(0°) E(C90) E(C0)	58.4° 75.3°	440 32 12
2.0	6.50 15.25	E(0°) E(C90) E(C0)	58.4° 75.3°	248 18 7
2.5	8.13 19.06	E(0°) E(C90) E(C0)	58.4° 75.3°	159 11 4
3.0	9.75 22.87	E(0°) E(C90) E(C0)	58.4° 75.3°	110 8 3
Distance [m]	Cone diameter [m]			Illuminance [lx]
— C0/C180 (Half beam angle [°]: 150.6°) — C90/C270 (Half beam angle [°]: 116.8°)				

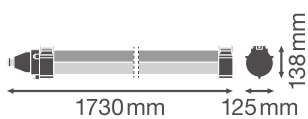
DP MAX 1500 S 52W 840 XW IP69



DP MAX 1500 S 52W 840 XW IP69

Dimensions & Weight

Length	1730.00 mm
Width	125.00 mm
Height	138.00 mm
Product weight	5300.00 g



DP MAX 1500 S 840

Materials & Colors

Product color	Gray
Housing color	Gray
Body material	Polymethylmethacrylate (PMMA)
Cover material	Polymethylmethacrylate (PMMA)
Light emitting surface material	Polymethylmethacrylate (PMMA)
Glow Wire Test according to IEC 60695-2-12	650 °C
Mercury content	0.0 mg

Application & Mounting

Ambient temperature range	-40...+45 °C
Temperature range at storage	-40...+45 °C
Type of connection	Screwless terminal, 3-Pole
Type of protection	IP66~IP69K
Protection class IK (shock resistance)	IK10
Dimmable	No
Mounting type	Surface/Suspended
Mounting location	Ceiling / Wall
Application environment	Outdoor
With light source	Yes
Replaceable light source	No

Lifespan

Lifespan L70/B50 at 25 °C	75000 h ¹⁾
Lifespan L80/B10 at 25 °C	75000 h ¹⁾
Number of switching cycles	> 200000

¹⁾ t[h]: L70 / B50 @ 25 °C (Ta), t[h]: L80 / B10 @ 25 °C (Ta), t[h]: L80 / B50 @ 35 °C (Ta)

Control gear

Output current	200...700 mA
ECG - Output ripple current	< 1 %
Recommended control gear	OT FIT 100/220...240/700 D NFC IND L



Emergency lighting

Type of Emergency Lighting (EL)	EL certified driver (0Hz / DC operation) for central battery operation included
Type of emergency operation test	None

Certificates & Standards

Standards	CE / CB / ENEC / UKCA / EAC
Luminaire with limited surface temperature, "D sign"	Yes
Ball shot safe	No
Replaceable light source (EPREL)	Not replaceable

Accessories Optional

Product image	Product name	EAN
	DP MAX MOUNTING BRACKET CLAMPS V4A	4099854583360
	DP MAX MOUNTING TUBE CLAMPS V4A	4099854583384





EQUIPMENT / ACCESSORIES



- Stainless steel clamps and M25 cable gland included






Safety advice


- All electrical connections must be made by a qualified person.
- Caution, risk of electric shock.
- Product in protection class I. All electrically conductive, metallic housing parts that can absorb voltage during operation or during maintenance in the event of a fault must be continuously connected to the protective earthing conductor.

DOWNLOAD DATA

Documents and certificates	Document name
 User instruction / safety instructions	DAMP PROOF MAX
 Legal information	Informationstext 18 Abs 4 ElektroG
 Legal information	Safety Insert G11205497
 Legal information	Legal insert G11231557

Documents and certificates		Document name
	Declarations of conformity	DP MAX
	Declarations of conformity UKCA	DP MAX

Photometric and lighting design files		Document name
	IES file (IES)	DP MAX 1500 S 52W 840 XW IP69
	LDT file (Eulumdat)	DP MAX 1500 S 52W 840 XW IP69
	UGR file (UGR table)	DP MAX 1500 S 52W 840 XW IP69
	Light distribution curve type cone	DP MAX 1500 S 52W 840 XW IP69
	Light distribution curve type polar	DP MAX 1500 S 52W 840 XW IP69

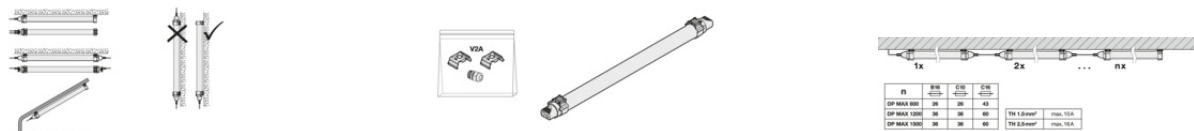
Tender texts	Document name
	Tender documents DAMP PROOF MAX 1500 S 52W 840 XW IP69-en

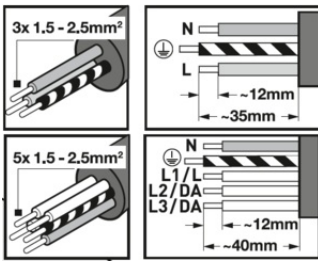
LOGISTICAL DATA

Product code	Packaging unit (Pieces/Unit)	Dimensions (length x width x height)	Gross weight	Volume
4099854552205	Shipping box 1	1,861 mm x 165 mm x 146 mm	6544.00 g	44.83 dm ³

The mentioned product code describes the smallest quantity unit which can be ordered. One shipping unit can contain one or more single products. When placing an order, for the quantity please enter single or multiples of a shipping unit.

ADDITIONAL CATALOG INFORMATION





References / Links

– For Guarantee see www.ledvance.com/guarantee

DISCLAIMER

Subject to change without notice. Errors and omission excepted. Always make sure to use the most recent release.